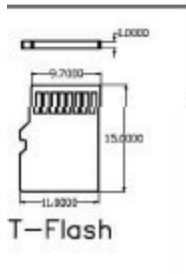
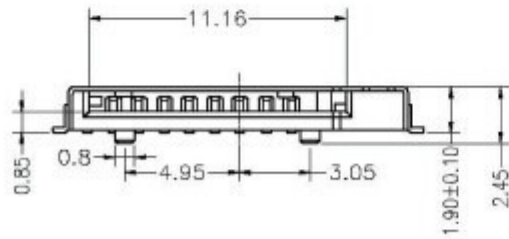
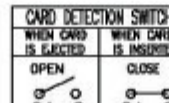


RECOMMEND PC BOARD LAYOUT



T-Flash



PIN NUMBER	PIN ASSIGNMENT	DWG NO.	NAME: MICRO SD CARD CONNECTOR
1	DAT2		
2	CD/DAT3	DRAWN:	
3	CMD	CHK:	
4	VDD	APP:	
5	CLK		
6	VSS		
7	DAT0		
8	DAT1		
Cd	CARD DETECTION	UNIT: LM	PART NO. TFP09-2-12B
		SCALE: 1:1	DATE: 2007 6 19
			3RD:
			SHEET