PS-1212 12 Volt 1.4 AH

Rechargeable Sealed Lead Acid Battery

We've Got The Power.™

Features

- Absorbent Glass Mat (AGM) technology for superior performance
- Valve regulated, spill proof construction allows safe operation in any position
- Power/volume ratio yielding unrivaled energy density
- Rugged impact resistant ABS case and cover (UL94-HB)
- Approved for transport by air. D.O.T., I.A.T.A., F.A.A. and C.A.B. certified
- U.L. recognized under file number MH 20845

Terminals (mm)

- F1 - Quick disconnect tabs, 0.187" x 0.032"- Mate with AMP. INC. FASTON "187" series

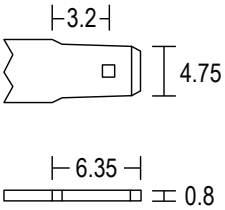

Physical Dimensions: in (mm)

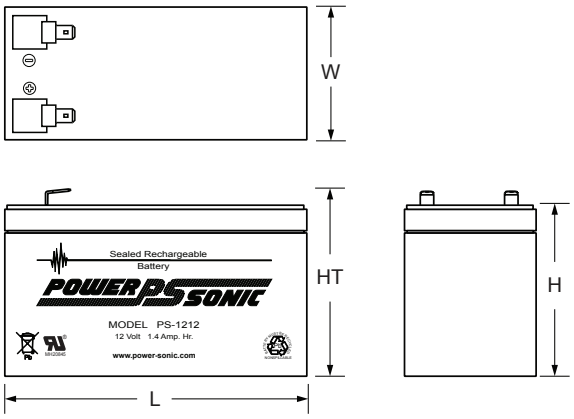

L: 3.78 (96) **W:** 1.69 (43) **H:** 2.04 (52) **HT:** 2.28 (58)

Tolerances are +/- 0.04 in. (+/- 1mm) and +/- 0.08 in. (+/- 2mm) for height dimensions. All data subject to change without notice.

Performance Specifications

Nominal Voltage ..... 12 volts (6 cells)

Nominal Capacity

20-hr.	(70mA to 10.50 volts)	1.40 AH
10-hr.	(130mA to 10.50 volts)	1.30 AH
5-hr.	(240mA to 10.20 volts)	1.20 AH
1-hr.	(850mA to 9.00 volts)	0.85 AH
15-min.	(2A to 9.00 volts)	0.50 AH

Approximate Weight ..... 1.20 lbs. (0.54 kg)

Energy Density (20-hr. rate) ..... 1.29 W-h/in3 (78.67 W-h/l)

Specific Energy (20-hr. rate) ..... 14.00 W-h/lb (30.86 W-h/kg)

Internal Resistance (approx.) ..... 100 milliohms

Max Discharge Current (7 Min.) ..... 4.2 amperes

Max Short-Duration Discharge Current (10 Sec.) ..... 14.0 amperes

Shelf Life (% of nominal capacity at 68°F (20°C))

1 Month	97%
3 Months	91%
6 Months	83%

Operating Temperature Range

Charge	-4°F (-20°C) to 122°F (50°C)
Discharge	-40°F (-40°C) to 140°F (60°C)

Case ..... ABS Plastic

Power-Sonic Chargers PSC-12300A

Shelf Life & Storage

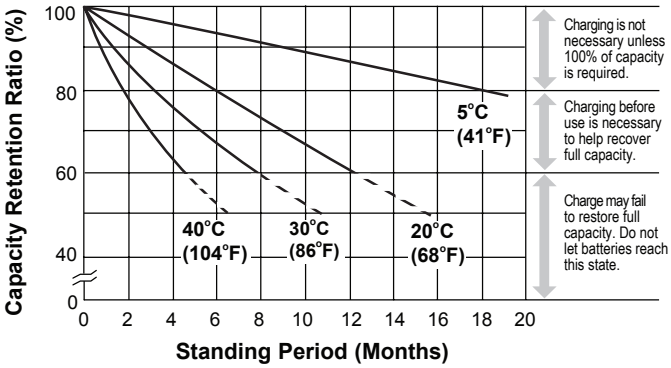

Discharge Characteristics

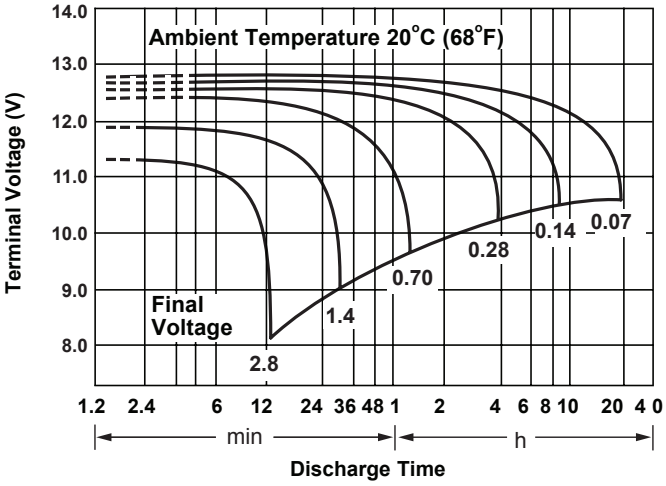

Discharge Time vs. Discharge Current

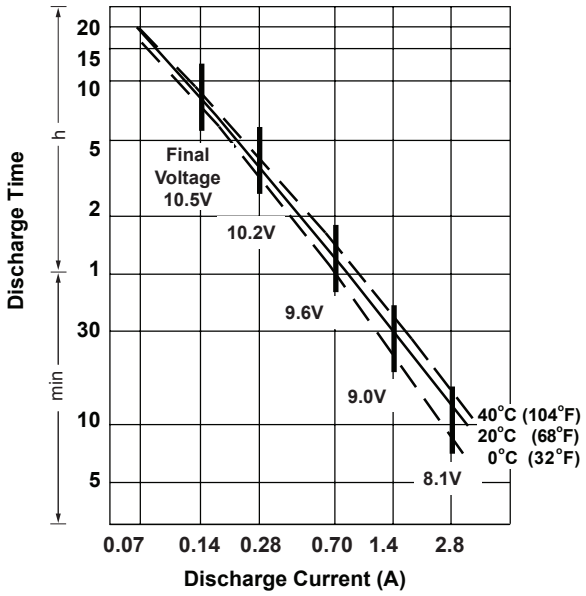

Life Characteristics in Stand-By Use

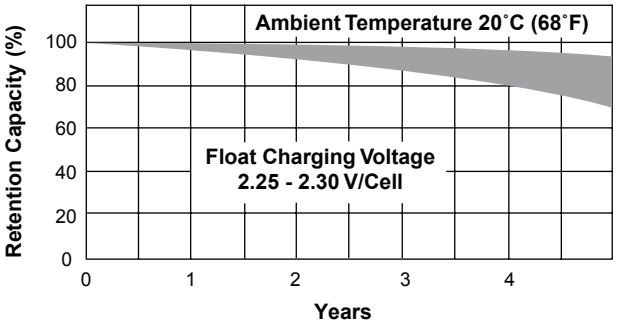

Life Characteristics in Cyclic Use

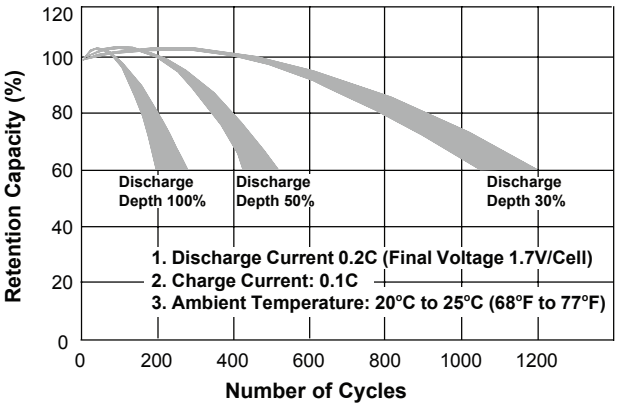

Charging

Cycle Applications: Limit initial current to 420mA. Charge until battery voltage (under charge) reaches 14.4 to 14.7 volts at 68°F (20°C). Hold at 14.4 to 14.7 volts until current drops to under 14mA. Battery is fully charged under these conditions, and charger should be disconnected or switched to "float" voltage.

"Float" or "Stand-By" Service: Hold battery across constant voltage source of 13.5 to 13.8 volts continuously. When held at this voltage, the battery will seek its own current level and maintain itself in a fully charged condition.

Note: Due to the self-discharge characteristics of this type of battery, it is imperative that they be charged within 6 months of storage, otherwise permanent loss of capacity might occur as a result of sulfation.

Chargers

Power-Sonic offers a wide range of chargers suitable for batteries up to 100AH. Please refer to the Charger Selection Guide in our specification sheets for "C-Series Switch Mode Chargers" and "Transformer Type A and F Series". Please contact our Technical department for advice if you have difficulty in locating suitable models.

Further Information

Please refer to our website www.power-sonic.com for a complete range of useful downloads, such as product catalogs, material safety data sheets (MSDS), ISO certification, etc..

Contact Information

www.power-sonic.com

DOMESTIC SALES	CUSTOMER SERVICE	TECHNICAL SUPPORT	INTERNATIONAL SALES
Tel: +1-619-661-2020	Tel: +1-619-661-2030	Tel: +1-619-661-2020	Tel: +1-650-364-5001
Fax: +1-619-661-3650	Fax: +1-619-661-3648	Fax: +1-619-661-3648	Fax: +1-650-366-3662
national-sales@power-sonic.com	customer-service@power-sonic.com	support@power-sonic.com	international-sales@power-sonic.com

CORPORATE OFFICE • 7550 Panasonic Way • San Diego, CA 92154 • USA • Tel: +1-619-661-2020 • Fax: +1-619-661-3650

0810 1M

© 2010. Power-Sonic Corporation. All rights reserved. All trademarks are the property of their respective owners.